



District Report Card: 2017


State: Goa	District: South Goa
Class: 3	Subject: Language
Schools: 104	Students: 2419


Participation/Coverage


Students

 GENDER	Boys		Girls	
	Number	%	Number	%
	1197	49.48	1222	50.52

 AREA	Rural		Urban	
	Number	%	Number	%
	1492	61.68	927	38.32

 CATEGORY	SC		ST		OBC		GEN	
	Number	%	Number	%	Number	%	Number	%
	28	1.16	285	11.78	167	6.90	1939	80.16

 CWSN	LD	VI	HI	S&LD	ID	Oth
	3	3	2	0	0	26

 Management	Government		Government-aided	
	Number	%	Number	%
	412	17.03	2007	82.97

Average Performance of Students in Language (%)

Overall	Gender		Area		Management		Social Group			
	Male	Female	Rural	Urban	Govt.	Aided	SC	ST	OBC	GEN
64.96	62.69	67.17	66.11	63.09	62.69	65.42	64.52	67.23	67.90	64.37

Performance on Learning Outcomes (LOs)

Learning Outcomes	Description	Average Performance(%)
L304	Reads small texts with comprehension i.e., identifies main ideas, details, sequence and draws conclusions	66.17
L312	Reads printed scripts on the classroom walls: poems, posters, charts etc.	62.53

Range of Performance of Students who Answered Correctly							
Below 30%		30% - 50%		50% - 75%		Above 75%	
Number	%	Number	%	Number	%	Number	%
160	6.61	460	19.02	952	39.36	847	35.01

Lowest Performing Learning Outcomes (LOs)

1 - Reads printed scripts on the classroom walls: poems, posters, charts etc. (62.53)

2 - Reads small texts with comprehension i.e., identifies main ideas, details, sequence and draws conclusions (66.17)